



بنك الإمارات دبي الوطني
Emirates NBD

Weekly
17 February 2019

Tim Fox
Chief Economist
+971 4 230 7800
timothyf@emiratesnbd.com

Mohammed Altajir
Manager, FX Analytics and Product
Development
+971 4 609 3005
MohammedTAJ@emiratesnbd.com

www.emiratesnbdresearch.com

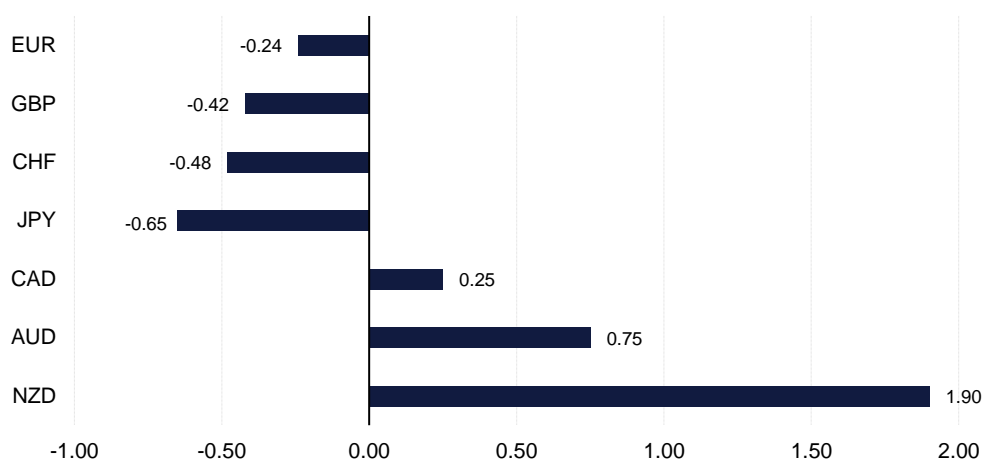
FX Week

The dollar is continuing to benefit from recent events, even as the Fed has adopted a more dovish posture. The dollar is largely a beneficiary by default as the situation in a number of other economies is becoming of greater concern than that in the United States where consumer confidence actually improved during early February. By contrast Germany only just avoided a recession at the end of 2018, and political risks are rising across the Eurozone with Spain becoming the latest to come into the spotlight, calling a snap general election on April 28th. Elsewhere Brexit continues to dog sterling, with the impression increasing that this will not be resolved until the final week of March, just before the UK is due to leave the EU.

Meanwhile, US-China trade talks last week failed to achieve an agreement, although they are due to resume in Washington this week, as both parties acknowledged making some progress. However, some very difficult issues remain including structural reforms and intellectual property theft. President Trump also signed the border security funding bill that averted another government shutdown, although in the process he also declared a national emergency, which will likely trigger lengthy court battles. On the positive side monetary policy has turned supportive with the FOMC now advocating patience, and the ECB contemplating new TLTROs. This week's focus will be on the FOMC minutes to the January policy meeting as we look to gain more information on the Fed's switch to a more dovish stance. There will also be a large number of speakers from the ECB, with the market looking for confirmation that they are also looking at loosening policy again. Not only is the Eurozone struggling with growth, but there is again speculation that it may also be the next in line when it comes to facing US trade tariffs.

For the UK the next key event is February 27, when parliament will vote on the government's Brexit plan again, leaving the upcoming week in a kind of limbo, except for the monthly labour market data. Even here though with the Bank of England effectively in 'wait and see' mode it will have to be strikingly different from the consensus forecast to elicit any significant response from GBP, causing it to break out of its downward trend.

Weekly currency movement vs USD (%)



Source: Bloomberg, Emirates NBD Research

EURUSD

EURUSD falls for a second week

Economic data which pointed to a slowdown in the Eurozone took its toll on the common currency last week and caused EURUSD a second week of losses. A 0.9% m/m decline in industrial production in December, following a 1.7% decline the previous month has reignited fears that the Eurozone remains vulnerable to a recession. This is even more alarming as at the country level, the report shows that the weakness was broad-based.

On the other side of the Atlantic, U.S. consumer confidence rebounded in February, with the University of Michigan Consumer Confidence Index rising to 95.5 from 91.2. This was one positive data point for the U.S. which otherwise reported that monthly CPI was flat in January, with the headline figure declining to 1.6% y/y from 1.9% y/y due to declines in energy prices as evidenced by core CPI remaining steady at 2.3% y/y. Combined with a decline in 5-10 year inflation expectations to 2.3%, the lowest since 2016, this data gives policy makes room to “wait and see” before further tightening of monetary policy.

Data to play role in the week ahead

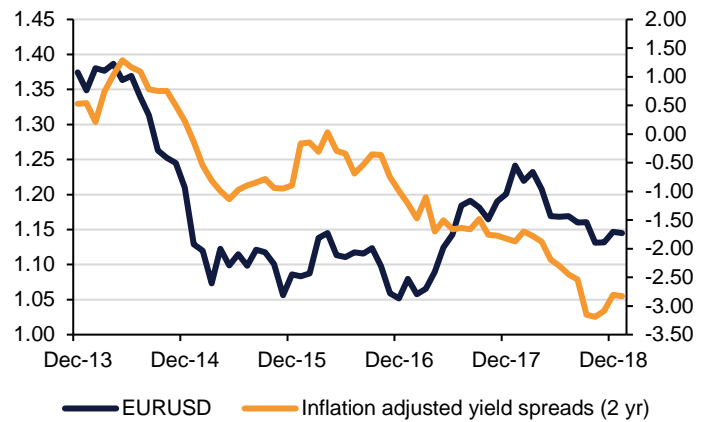
In the week ahead, there are balanced risks to EURUSD in terms of economic data. From the U.S. the FOMC minutes for January’s meeting are due to be released. With Fed Chairman Powell taking a decidedly more dovish approach in recent months, any additional dovish language in the minutes may result in USD weakness. At the same time, a raft of data is expected from the Eurozone, including final German GDP, ZEW surveys, IFO surveys and January’s aggregate CPI data. With inflation expected to slow to 1.4% y/y from 1.6%, German GDP expected to be confirmed as stagnant in Q4 2018 and the survey data expected to show decreasing business confidence, the euro may find itself under renewed pressure and slip to new 2019 lows.

Technical outlook

EURUSD posted a second week of losses, falling by 0.22% to close at 1.1296. This close is technically significant as it represents the second weekly close below the 200-week moving average (1.1335). As this level had provided support for the previous 15 weeks, its failure to halt losses is bearish for the price and while the cross trades below this level, further declines seem likely and a retest of the November 2018 lows of 1.1216 cannot be ruled out in the week ahead.

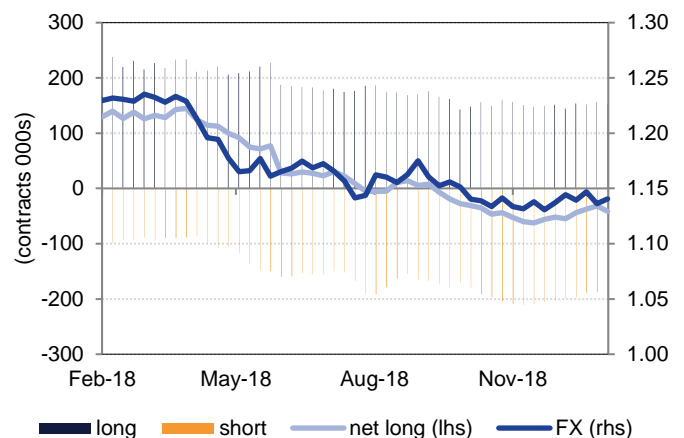
Forecasts	Spot	1 Week	1 month
EURUSD	1.1296	1.1200	1.1500
EURGBP	0.87621	0.8819	0.9200
EURJPY	124.78	124.32	128.80

Yield Spreads



Source: Bloomberg, Emirates NBD Research

Net Positioning



Source: Bloomberg, Emirates NBD Research

Weekly Candle Chart



Source: Bloomberg, Emirates NBD Research

USDJPY

USDJPY rises despite rebound in Japanese growth

Japan's economy grew 1.4% q/q in Q4 2018, a rebound from the 2.6% contraction reported the previous quarter. In addition, consumption recovered from the 0.2% dip in Q3, growing by 0.6% and a 2.4% increase in business investment was accompanied by a 0.9% growth in exports. However, despite this more positive news, USDJPY was driven higher by a rise in U.S. Treasury yields, a move induced by improved risk appetite in the market.

This improvement in optimism can be attributed to many factors, principally a second U.S. government shutdown being avoided after Republicans and Democrats reached an agreement in principle regarding border security, and increased optimism over a trade agreement being reached between the U.S. and China.

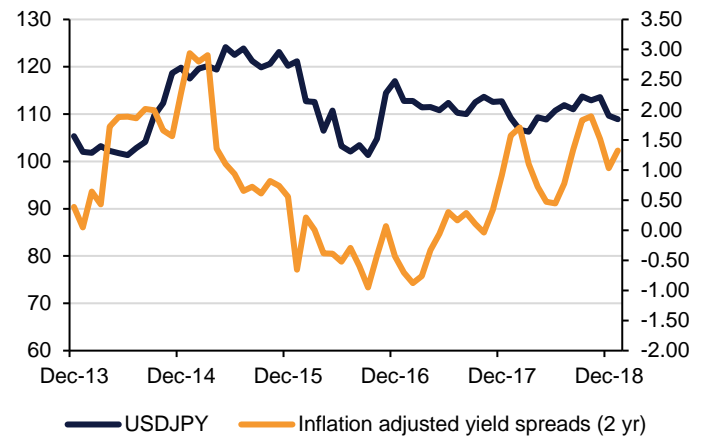
Looking forward, we expect the price of USDJPY to continue to be driven by yields, the biggest influencer of which will be the release of the FOMC minutes from January's meeting on Wednesday February 20th.

Technical outlook

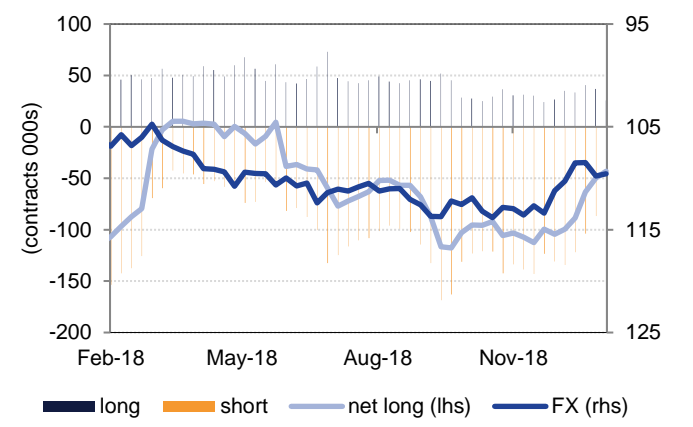
A 0.67% rise in USDJPY resulted a second week of gains and took the price to 110.47, close to our expectations last week for 110.50. Of technical significance is that the price was able to break above the formerly resistive 50-day moving average (110.18) on Tuesday and sustain closes above this key level for the remainder of the week. That the price has broken above this level for the first time in 2019 is technically bullish and the initial break of the 61.8% one-year Fibonacci retracement (110.73) was reversed, a retest of this level seems likely. Should this level be broken, it may result in a further climb towards 111.30, the 200-day moving average.

Forecasts	Spot	1 Week	1 month
USDJPY	110.47	111.00	112.00
EURJPY	124.78	124.32	128.80
GBPJPY	142.41	140.97	140.00

Yield Spreads

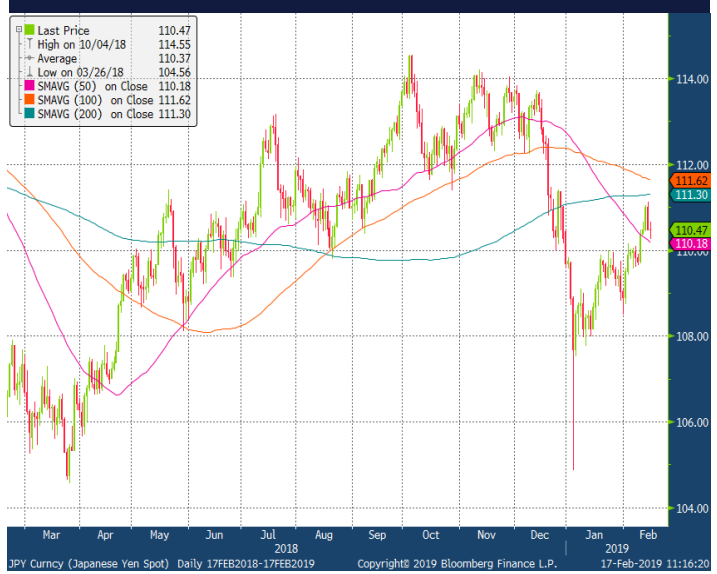


Net Positioning



Source: Bloomberg, Emirates NBD Research

Daily Candle Chart



Source: Bloomberg, Emirates NBD Research

GBPUSD

GBPUSD continues to decline

GBPUSD goes into the third week of February trading 1.66% softer. This weakness while mostly attributed to Brexit uncertainties has also been a result of softer economic data. Last week Bank of England Governor Mark Carney again stated his concerns over the impact of Brexit and that "certainly in the short term, there will be a hit to incomes" and that it could go "quite badly". With the deadline getting closer and as of yet no deal secured by Prime Minister Theresa May, sterling continues to find itself under pressure.

Last week's economic reports did little to remedy the situation. GDP slowed to 0.2% q/q in Q4 2018, down from 0.6% in the third quarter, while business investment declined 3.7% y/y following a 1.8% decline in Q3. To add to the gloom even further, industrial production which had fallen 0.3% m/m in November, added a further contraction of 0.5% m/m in December and headline CPI fell to 1.8% y/y in January from 2.1% the previous month. This was the first time that it has fallen below the Bank of England's 2% target.

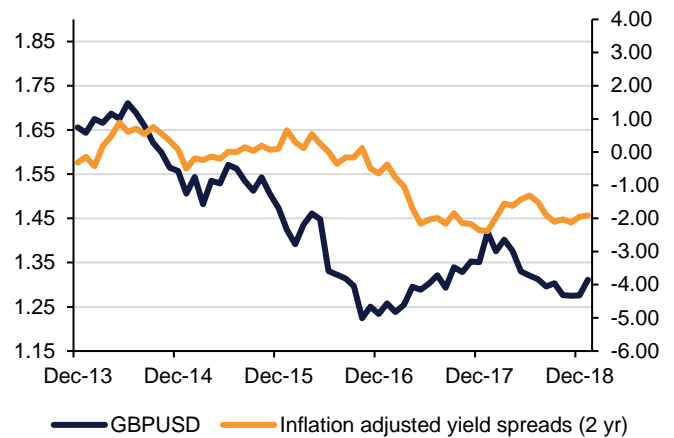
With data continuing to show a slowdown in the economy and with Brexit uncertainties mounting, it is unlikely that the pound will recover in the near future and the risks remain skewed to the downside.

Technical outlook

Following a 0.42% loss, GBPUSD fell for a third week to close at 1.2889. In the process, the fell below the 100-day (1.2877) and 50-day (1.2821) moving averages, falling as low as 1.2773 before recovering above these levels on Friday. However the price remained below the 23.6% one year Fibonacci retracement (1.2898) and the 14-week RSI (Relative Strength Indicator) is bearish in momentum which leads us to believe that further losses may lie ahead.

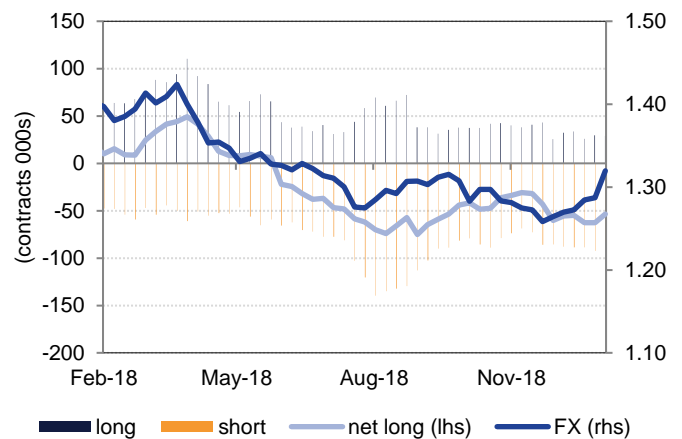
Forecasts	Spot	1 Week	1 month
GBPUSD	1.2889	1.2700	1.2500
EURGBP	0.8762	0.8819	0.9200
GBPJPY	142.41	140.97	140.00

Yield Spreads



Source: Bloomberg, Emirates NBD Research

Net Positioning



Source: Bloomberg, Emirates NBD Research

Daily Candle Chart



Source: Bloomberg, Emirates NBD Research

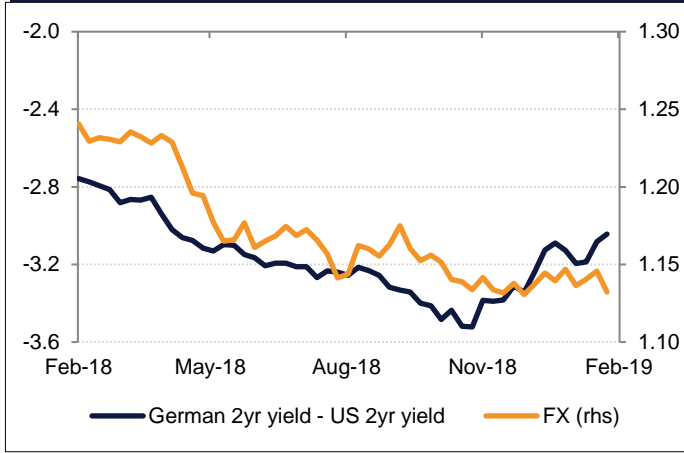
FX Forecasts

FX Forecasts - Major						Forwards		
	15-Feb	Q1 2019	Q2 2019	Q3 2019	Q4 2019	3m	6m	12m
EURUSD	1.1296	1.1500	1.1500	1.1800	1.2000	1.1383	1.1471	1.1655
USDJPY	110.47	111.00	113.00	112.00	110.00	109.66	108.85	107.14
USDCHF	1.0052	1.0000	1.0000	0.9800	0.9700	0.9966	0.9880	0.9704
GBPUSD	1.2889	1.2500	1.3000	1.3500	1.4000	1.2948	1.3006	1.3122
AUDUSD	0.7141	0.7300	0.7550	0.7700	0.8000	0.7150	0.7159	0.7180
NZDUSD	0.6868	0.6800	0.6900	0.7100	0.7400	0.6880	0.6891	0.6912
USDCAD	1.3244	1.3250	1.2850	1.2600	1.2500	1.3215	1.3189	1.3141
EURGBP	0.8762	0.9200	0.8846	0.8741	0.8571	0.8789	0.8818	0.8880
EURJPY	124.78	127.65	129.95	132.16	132.00	124.78	124.78	124.78
EURCHF	1.1353	1.1500	1.1500	1.1564	1.1640	1.1342	1.1331	1.1309
FX Forecasts - Emerging						3m	6m	12m
	15-Feb	Q1 2019	Q2 2019	Q3 2019	Q4 2019			
SAR	3.7504	3.7500	3.7500	3.7500	3.7500	3.7508	3.7520	3.7579
AED	3.6730	3.6730	3.6730	3.6730	3.6730	3.6737	3.6743	3.6764
KWD	0.3039	0.3020	0.3020	0.3020	0.3020	0.3040	0.3041	0.3042
OMR	0.3850	0.3850	0.3850	0.3850	0.3850	0.3856	0.3866	0.3890
BHD	0.3770	0.3770	0.3770	0.3770	0.3770	0.3761	0.3761	0.3788
QAR	3.6558	3.6400	3.6400	3.6400	3.6400	3.6547	3.6550	3.6565
EGP	17.5400	18.0000	18.1250	18.2500	18.2500	17.9250	18.4300	19.4450
INR	71.228	70.000	70.000	68.000	68.000	72.2500	73.0500	74.5300
CNY	6.7731	6.9000	7.0000	7.1000	7.2000	6.7677	6.7775	6.7880
SGD	1.3566	1.3500	1.3200	1.3000	1.2900	1.3539	1.3512	1.3457
FX Forecasts - MENA								
	2015	2016	2017	2018	2019			
MAD	9.93	10.12	9.3283	9.5557	9.7			
TND	2.0409	2.3161	2.4630	3.0013	3.2000			
TRY	2.9172	3.0246	3.7982	5.2894	5.7000			

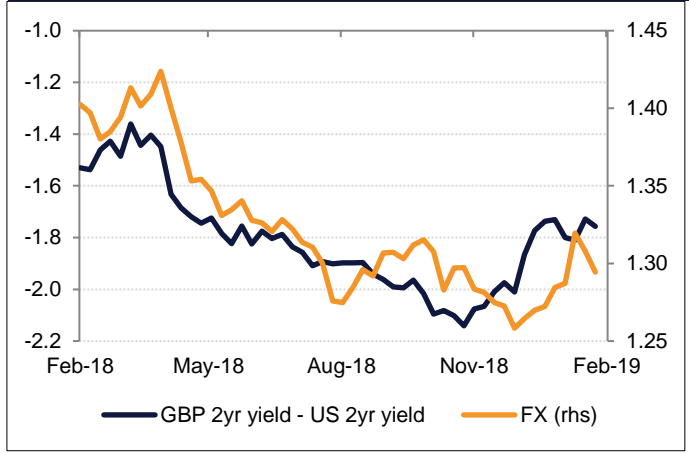
Source: Bloomberg, Emirates NBD Research
 *Denotes USD peg

Major FX and Nominal Interest Rates

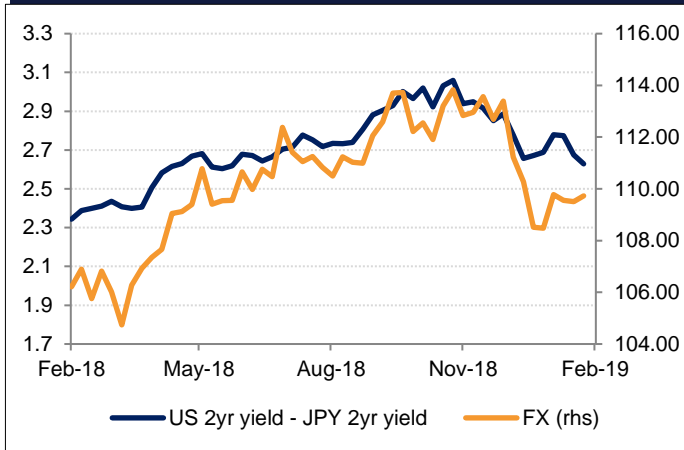
Interest Rate Differentials - EUR



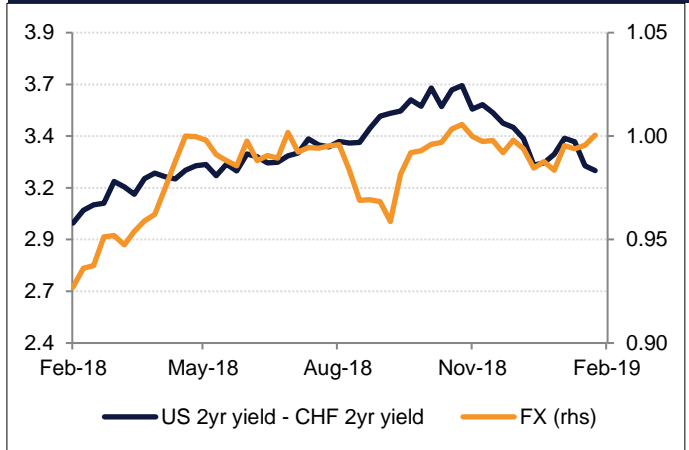
Interest Rate Differentials - GBP



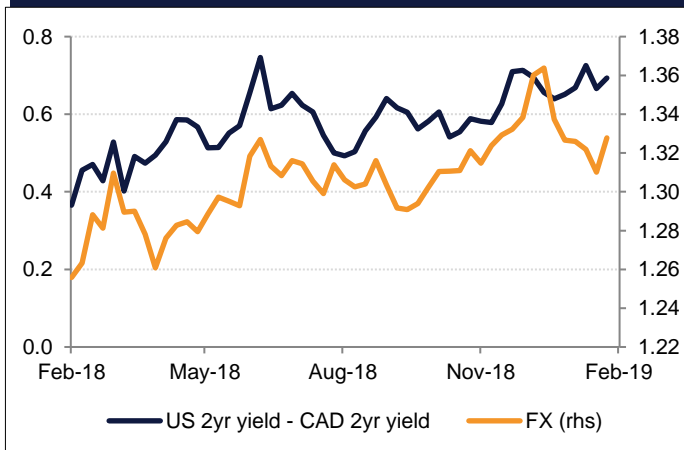
Interest Rate Differentials - JPY



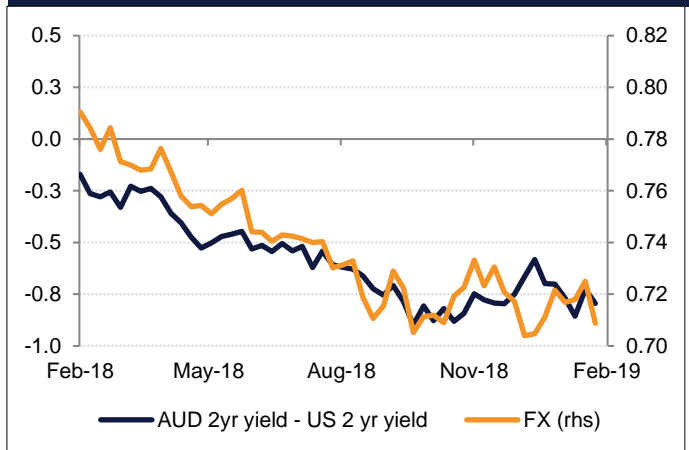
Interest Rate Differentials - CHF



Interest Rate Differentials - CAD

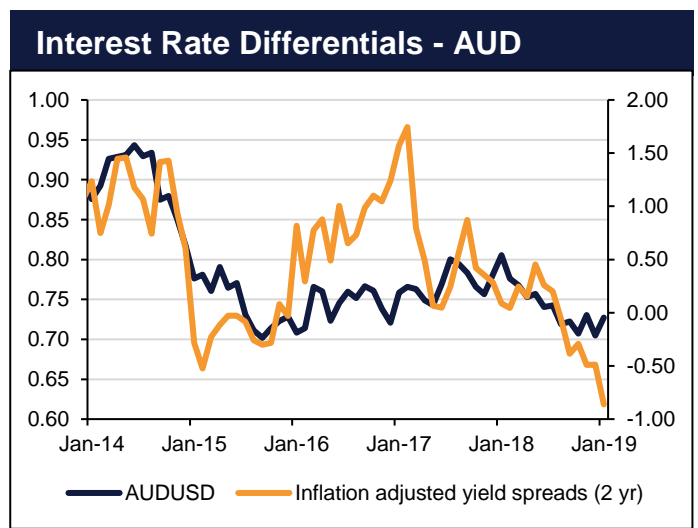
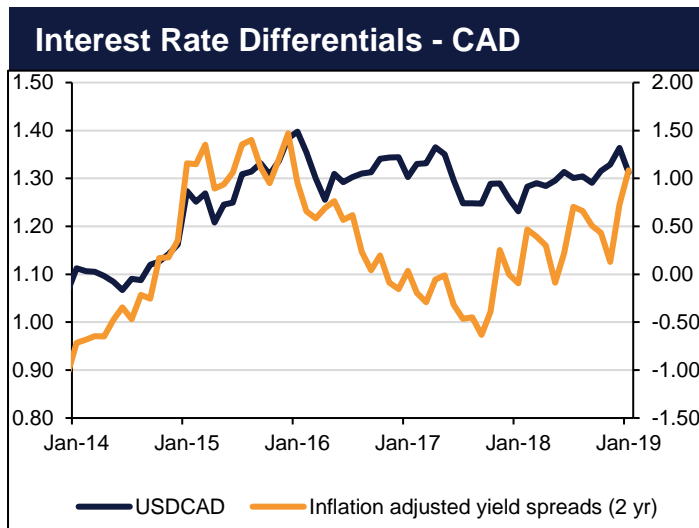
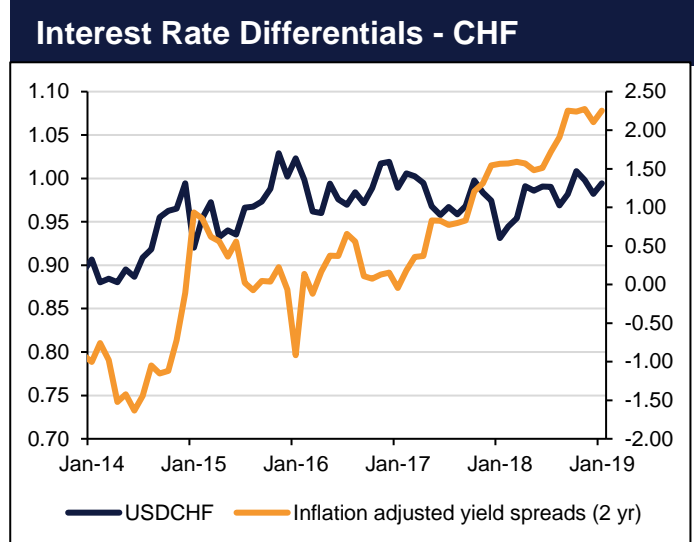
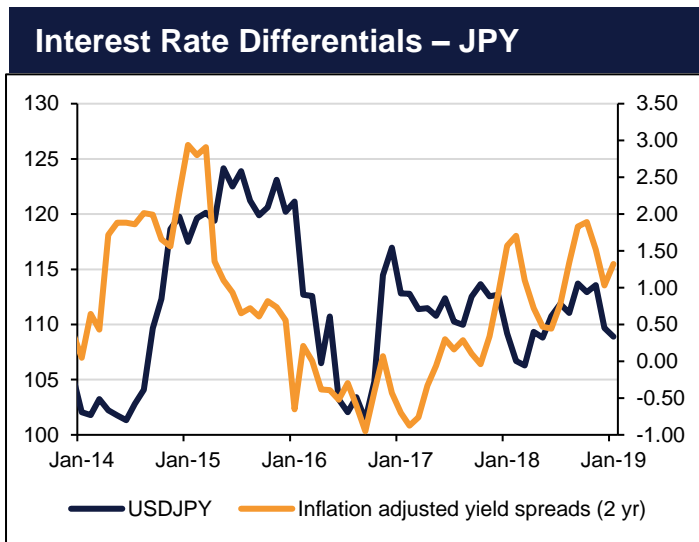
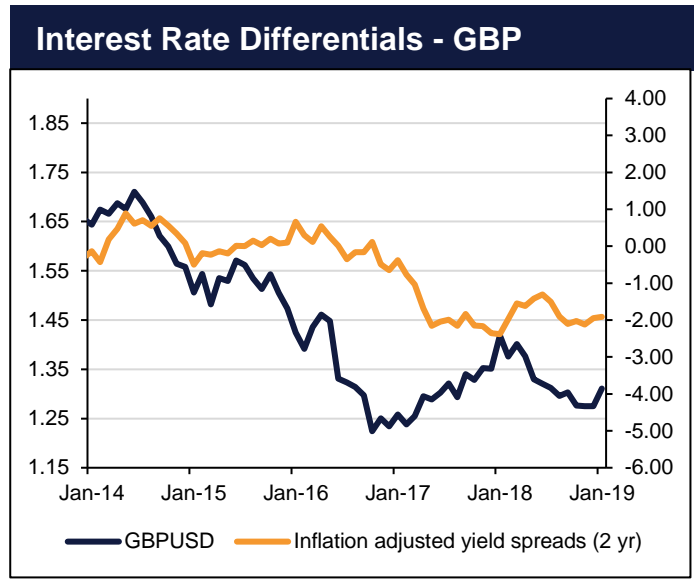
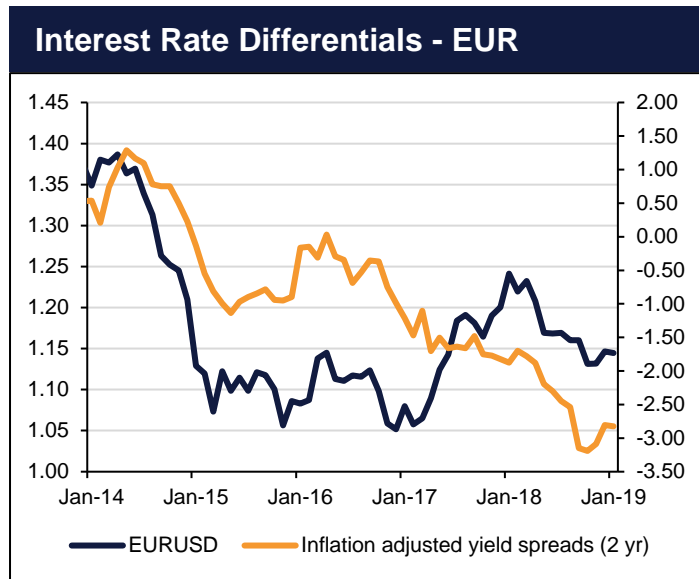


Interest Rate Differentials - AUD



Source: Bloomberg, Emirates NBD Research

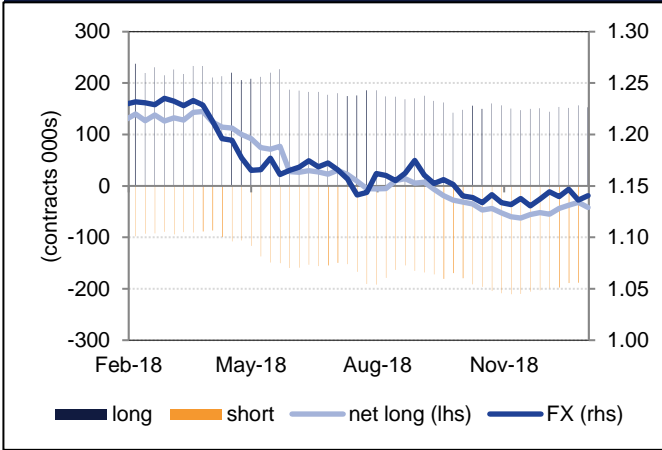
Major FX and Real Interest Rates



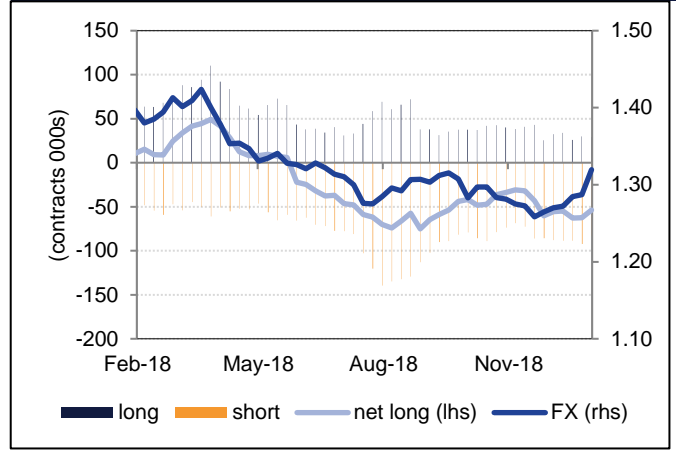
Source: Bloomberg, Emirates NBD Research

Major Currency Positions

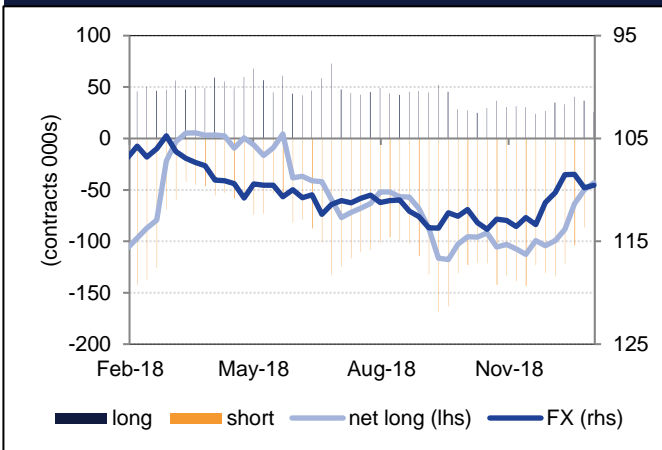
CFTC – Speculative Positions - EUR



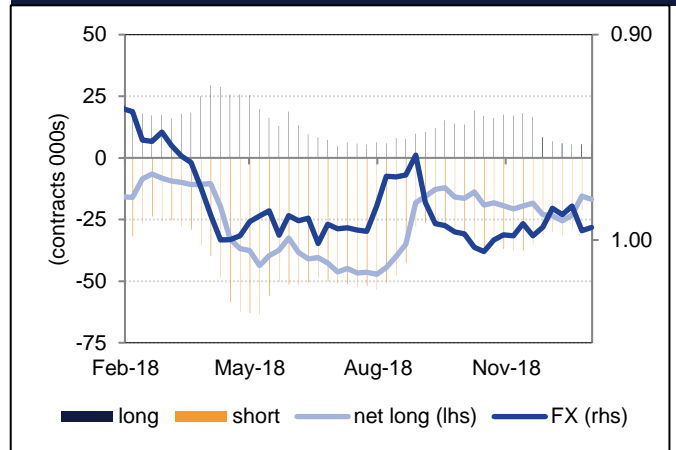
CFTC – Speculative Positions - GBP



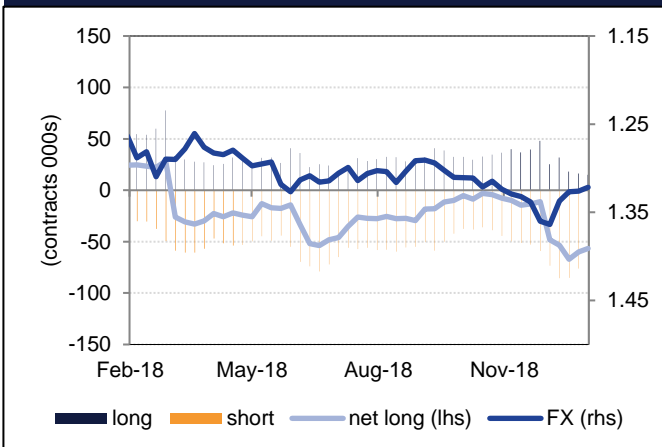
CFTC – Speculative Positions - JPY



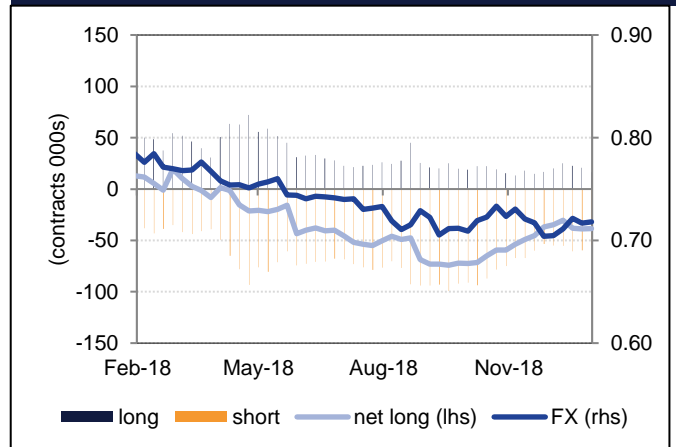
CFTC – Speculative Positions - CHF



CFTC – Speculative Positions - CAD



CFTC – Speculative Positions - AUD



Disclaimer

PLEASE READ THE FOLLOWING TERMS AND CONDITIONS OF ACCESS FOR THE PUBLICATION BEFORE THE USE THEREOF. By continuing to access and use the publication, you signify you accept these terms and conditions. Emirates NBD reserves the right to amend, remove, or add to the publication and Disclaimer at any time. Such modifications shall be effective immediately. Accordingly, please continue to review this Disclaimer whenever accessing, or using the publication. Your access of, and use of the publication, after modifications to the Disclaimer will constitute your acceptance of the terms and conditions of use of the publication, as modified. If, at any time, you do not wish to accept the content of this Disclaimer, you may not access, or use the publication. Any terms and conditions proposed by you which are in addition to or which conflict with this Disclaimer are expressly rejected by Emirates NBD and shall be of no force or effect. Information contained herein is believed by Emirates NBD to be accurate and true but Emirates NBD expresses no representation or warranty of such accuracy and accepts no responsibility whatsoever for any loss or damage caused by any act or omission taken as a result of the information contained in the publication. The publication is provided for informational uses only and is not intended for trading purposes. Charts, graphs and related data/information provided herein are intended to serve for illustrative purposes. The data/information contained in the publication is not designed to initiate or conclude any transaction. In addition, the data/information contained in the publication is prepared as of a particular date and time and will not reflect subsequent changes in the market or changes in any other factors relevant to their determination. The publication may include data/information taken from stock exchanges and other sources from around the world and Emirates NBD does not guarantee the sequence, accuracy, completeness, or timeliness of information contained in the publication provided thereto by or obtained from unaffiliated third parties. Moreover, the provision of certain data/information in the publication may be subject to the terms and conditions of other agreements to which Emirates NBD is a party.

None of the content in the publication constitutes a solicitation, offer or recommendation by Emirates NBD to buy or sell any security, or represents the provision by Emirates NBD of investment advice or services regarding the profitability or suitability of any security or investment. Moreover, the content of the publication should not be considered legal, tax, accounting advice. The publication is not intended for use by, or distribution to, any person or entity in any jurisdiction or country where such use or distribution would be contrary to law or regulation. Accordingly, anything to the contrary herein set forth notwithstanding, Emirates NBD, its suppliers, agents, directors, officers, employees, representatives, successors, assigns, affiliates or subsidiaries shall not, directly or indirectly, be liable, in any way, to you or any other person for any: (a) inaccuracies or errors in or omissions from the publication including, but not limited to, quotes and financial data; (b) loss or damage arising from the use of the publication, including, but not limited to any investment decision occasioned thereby; (c) UNDER NO CIRCUMSTANCES, INCLUDING BUT NOT LIMITED TO NEGLIGENCE, SHALL EMIRATES NBD, ITS SUPPLIERS, AGENTS, DIRECTORS, OFFICERS, EMPLOYEES, REPRESENTATIVES, SUCCESSORS, ASSIGNS, AFFILIATES OR SUBSIDIARIES BE LIABLE TO YOU FOR DIRECT, INDIRECT, INCIDENTAL, CONSEQUENTIAL, SPECIAL, PUNITIVE, OR EXEMPLARY DAMAGES EVEN IF EMIRATES NBD HAS BEEN ADVISED SPECIFICALLY OF THE POSSIBILITY OF SUCH DAMAGES, ARISING FROM THE USE OF THE PUBLICATION, INCLUDING BUT NOT LIMITED TO, LOSS OF REVENUE, OPPORTUNITY, OR ANTICIPATED PROFITS OR LOST BUSINESS. The information contained in the publication does not purport to contain all matters relevant to any particular investment or financial instrument and all statements as to future matters are not guaranteed to be accurate. Anyone proposing to rely on or use the information contained in the publication should independently verify and check the accuracy, completeness, reliability and suitability of the information and should obtain independent and specific advice from appropriate professionals or experts regarding information contained in the publication. Further, references to any financial instrument or investment product is not intended to imply that an actual trading market exists for such instrument or product. In publishing this document Emirates NBD is not acting in the capacity of a fiduciary or financial advisor.

Emirates NBD and its group entities (together and separately, "Emirates NBD") does and may at any time solicit or provide commercial banking, investment banking, credit, advisory or other services to the companies covered in its reports. As a result, recipients of this report should be aware that any or all of the foregoing services may at times give rise to a conflict of interest that could affect the objectivity of this report.

The securities covered by this report may not be suitable for all types of investors. The report does not take into account the investment objectives, financial situations and specific needs of recipients.

Data included in the publication may rely on models that do not reflect or take into account all potentially significant factors such as market risk, liquidity risk and credit risk. Emirates NBD may use different models, make valuation adjustments, or use different methodologies when determining prices at which Emirates NBD is willing to trade financial instruments and/or when valuing its own inventory positions for its books and records. In receiving the publication, you acknowledge and agree that there are risks associated with investment activities. Moreover, you acknowledge in receiving the publication that the responsibility to obtain and carefully read and understand the content of documents relating to any investment activity described in the publication and to seek separate, independent financial advice if required to assess whether a particular investment activity described herein is suitable, lies exclusively with you. You acknowledge and agree that past investment performance is not indicative of the future performance results of any investment and that the information contained herein is not to be used as an indication for the future performance of any investment activity. You acknowledge that the publication has been developed, compiled, prepared, revised, selected, and arranged by Emirates NBD and others (including certain other information sources) through the application of methods and standards of judgment developed and applied through the expenditure of substantial time, effort, and money and constitutes valuable intellectual property of Emirates NBD and such others. All present and future rights in and to trade secrets, patents, copyrights, trademarks, service marks, know-how, and other proprietary rights of any type under the laws of any governmental authority, domestic or foreign, shall, as between you and Emirates NBD, at all times be and remain the sole and exclusive property of Emirates NBD and/or other lawful parties. Except as specifically permitted in writing, you acknowledge and agree that you may not copy or make any use of the content of the publication or any portion thereof. Except as specifically permitted in writing, you shall not use the intellectual property rights connected with the publication, or the names of any individual participant in, or contributor to, the content of the publication, or any variations or derivatives thereof, for any purpose.

YOU AGREE TO USE THE PUBLICATION SOLELY FOR YOUR OWN NONCOMMERCIAL USE AND BENEFIT, AND NOT FOR RESALE OR OTHER TRANSFER OR DISPOSITION TO, OR USE BY OR FOR THE BENEFIT OF, ANY OTHER PERSON OR ENTITY. YOU AGREE NOT TO USE, TRANSFER, DISTRIBUTE, OR DISPOSE OF ANY DATA/INFORMATION CONTAINED IN THE PUBLICATION IN ANY MANNER THAT COULD COMPETE WITH THE BUSINESS INTERESTS OF EMIRATES NBD. YOU MAY NOT COPY, REPRODUCE, PUBLISH, DISPLAY, MODIFY, OR CREATE DERIVATIVE WORKS FROM ANY DATA/INFORMATION CONTAINED IN THE PUBLICATION. YOU MAY NOT OFFER ANY PART OF THE PUBLICATION FOR SALE OR DISTRIBUTE IT OVER ANY MEDIUM WITHOUT THE PRIOR WRITTEN CONSENT OF EMIRATES NBD. THE DATA/INFORMATION CONTAINED IN THE PUBLICATION MAY NOT BE USED TO CONSTRUCT A DATABASE OF ANY KIND. YOU MAY NOT USE THE DATA/INFORMATION IN THE PUBLICATION IN ANY WAY TO IMPROVE THE QUALITY OF ANY DATA SOLD OR CONTRIBUTED TO BY YOU TO ANY THIRD PARTY. FURTHERMORE, YOU MAY NOT USE ANY OF THE TRADEMARKS, TRADE NAMES, SERVICE MARKS, COPYRIGHTS, OR LOGOS OF EMIRATES NBD OR ITS SUBSIDIARIES IN ANY MANNER WHICH CREATES THE IMPRESSION THAT SUCH ITEMS BELONG TO OR ARE ASSOCIATED WITH YOU OR, EXCEPT AS OTHERWISE PROVIDED WITH EMIRATES NBD'S PRIOR WRITTEN CONSENT, AND YOU ACKNOWLEDGE THAT YOU HAVE NO OWNERSHIP RIGHTS IN AND TO ANY OF SUCH ITEMS. MOREOVER YOU AGREE THAT YOUR USE OF THE PUBLICATION IS AT YOUR SOLE RISK AND ACKNOWLEDGE THAT THE PUBLICATION AND ANYTHING CONTAINED HEREIN, IS PROVIDED "AS IS" AND "AS AVAILABLE," AND THAT EMIRATES NBD MAKES NO WARRANTY OF ANY KIND, EXPRESS OR IMPLIED, AS TO THE PUBLICATION, INCLUDING, BUT NOT LIMITED TO, MERCHANTABILITY, NON-INFRINGEMENT, TITLE, OR FITNESS FOR A PARTICULAR PURPOSE OR USE. You agree, at your own expense, to indemnify, defend and hold harmless Emirates NBD, its Suppliers, agents, directors, officers, employees, representatives, successors, and assigns from and against any and all claims, damages, liabilities, costs, and expenses, including reasonable attorneys' and experts' fees, arising out of or in connection with the publication, including, but not limited to: (i) your use of the data contained in the publication or someone using such data on your behalf; (ii) any deletions, additions, insertions or alterations to, or any unauthorized use of, the data contained in the publication or (iii) any misrepresentation or breach of an acknowledgement or agreement made as a result of your receiving the publication.

Emirates NBD Research & Treasury Contact List

Emirates NBD Head Office
12th Floor
Baniyas Road, Deira
P.O.Box 777
Dubai

Jonathan Morris
General Manager Wholesale Banking
JonathanM@emiratesnbd.com

Aazar Ali Khwaja
Senior Executive Vice President
Global Markets & Treasury
+971 4 609 3000
aazark@emiratesnbd.com

Tim Fox
Head of Research &
Chief Economist
+9714 230 7800
timothyf@emiratesnbd.com

Research

Khatija Haque
Head of MENA Research
+9714 230 7803
khatijah@emiratesnbd.com

Anita Yadav
Head of Fixed Income Research
+9714 230 7630
anitay@emiratesnbd.com

Aditya Pugalia
Financial Markets Research
+9714 230 7802
adityap@emiratesnbd.com

Mohammed Altajir
FX Analytics and Product Development
+9714 609 3005
mohammedtaj@emiratesnbd.com

Edward Bell
Commodity Analyst
+9714 230 7701
edwardpb@emiratesnbd.com

Daniel Richards
MENA Economist
+9714 609 3032
danielricha@emiratesnbd.com

Hessa Al Khawaja
Research Associate
+9714 609 3015
Hessaalkh@emiratesnbd.com

Sales & Structuring

Group Head – Treasury Sales
Tariq Chaudhary
+971 4 230 7777
tariqmc@emiratesnbd.com

Saudi Arabia Sales
Numair Attiyah
+966 11 282 5656
numaira@emiratesnbd.com

Singapore Sales
Supriyakumar Sakhalkar
+65 65785 627
supriyakumars@emiratesnbd.com

London Sales
+44 (0) 20 7838 2241
vallancel@emiratesnbd.com

Egypt
Gary Boon
+20 22 726 5040
garyboon@emiratesnbd.com

Emirates NBD Capital

Hitesh Asarpota
Head of Debt Capital Markets.
+971 50 4529515
asarpotah@EmiratesNBD.com

Investor Relations

Patrick Clerkin
+9714 230 7805
patricke@emiratesnbd.com

Group Corporate Affairs

Ibrahim Sowaidan
+9714 609 4113
ibrahims@emiratesnbd.com

Claire Andrea
+9714 609 4143
clairea@emiratesnbd.com